


# Transformer ZG-X40

## Power Supply, Signal Simulator PS-100



### Transformer ZGX40

40 VA, 120 to 24 VAC Transformer



#### Application

The ZG-X40 is a 40 VA, 120 to 24 VAC transformer. It is designed so that both the primary and secondary leads exit through the same side of a 4-1/4" square outlet box cover. With this design, all wiring can be done inside a standard J-box with a minimum amount of labor.

Technical Data	ZG-X40
Primary voltage	120 VAC 50/60 Hz
Secondary voltage	24 VAC
Max VA rating	40 VA
Connections	6-1/2" leads with stripped ends
Type	Class 2
Mounting method	4-1/4" square outlet box cover
Agency approvals	UL 1585, CSA 22.2 #66

#### Wire Specification

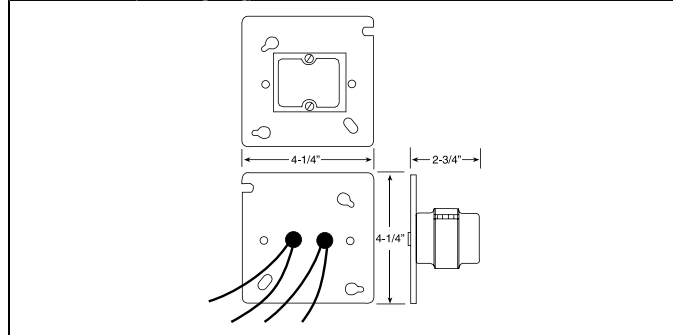
Wire	No. 18 AWG leads, 6-1/2" length
Termination	Color
Primary	White-Black
Secondary	Yellow-Yellow

#### Maximum Number of like Actuators per Transformer

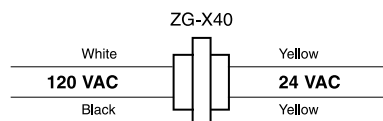
Model #	Quantity	Model #	Quantity
NMB24-3	11	NFB24(-S), NFX24(-S)	4
NMB24-SR	13	NFB24-SR(-S), NFX24-SR(-S)	6
AMB24-3	8	NFB24-MFT(-S), NFX24-MFT(-S)	4
AMX24 MFT	3	Original NF24(-S) US	5
AMB24-SR	8	Original NF24-SR(-S) US, ...MFT US	6
AMX24-MFT95	8	LF24(-S) US	5
GMB24-3	6	LF24-3(-S), ...SR(-S),...MFT(-S) US	8
GMB24-SR	5	TF24(-S) US	8
AFB24..., AFX24..	4	TF24-3(-S), ...SR(-S),...MFT(-S) US	10
Original AF24..US	4		

Refer to appropriate actuator documentation for specific VA ratings.

#### Dimensions (Inches [mm])



#### Wiring Diagram



P14 @66%

### Power Supply, Signal Simulator PS-100



#### Application

The PS-100 power supply and signal simulator is designed to operate most proportional, floating, and On/Off style actuators without the presence of a controller.

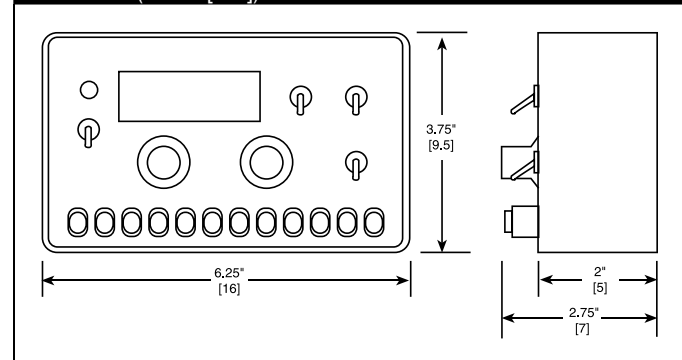
The PS-100 can produce 24 VAC On/Off and floating control signal along with a 0 to 10 VDC and 135Ω proportional signal. A multi-function digital display is provided which can read either the 0 to 10 VDC output or a 0 to 10 VDC feedback signal either as voltage or percentage of control.

The PS-100 comes with a 120 to 24 VAC, plug into the wall transformer for power. Both the PS-100 and transformer are supplied in a black fabric carrying case.

#### Replacement Power Supply: PS-XFMR

Technical Data	PS-100	
Power supply	120 VAC 50/60 Hz	
Power consumption	<4 W without actuator	
Transformer	Primary	120 VAC, 35 W
	Secondary	24 VAC, Class 2 trans.
	PN	PS-XFMR
Terminal outputs	push-button, wire terminals (12) on/off, floating point, 135 Ω, 0 to 10 VDC	
VDC output range	0 to 10 VDC	
Display	LCD	
Readouts	Output	0 to 10 VDC in volts or percentage based on a 2 to 10 VDC control span
	Input	0 to 10 VDC in volts or percentage based on a 2 to 10 VDC control span
Weight	3 lbs [1.4 kg] with case	

#### Dimensions (Inches [mm])



M40024 - 05/10 - Subject to change. © Belimo Aircontrols (USA), Inc.